







AC 86



Self Contained Ice Machine - 50 Hz up to 39 kg

| |
|-----------|
| Item #: |
| Project: |
| Quantity: |

|  | <p>FEATURES</p> <ul style="list-style-type: none"> • Produces individual Gourmet crystal clear ice cubes. • Resistant stainless steel exterior. • Front panel in and out airflow (air-cooled model only) for built-in installation. • Front access condenser air filter, removable and washable (air cooled version only) • Easily accessible front panel mount ON-OFF Switch • Routine Maintenance visible alarm light on front pane • Ergonomically designed ice-storage access, with disappearing door • Door-closing movement dampening system | | | | | | | | | | | | | | | | | |
|--|---|--|--|--|---------|---------|-----------------|------|------|-------------------|-----|------|----------------|----------------|----------------|--------------------|------|------|
|  <p>AC L 86 Large Gourmet 39 g Ø 38 x H 41 mm</p>  <p>AC M 86 Medium Gourmet 20 g Ø 30 x H 34 mm</p>  <p>AC S 86 Small Gourmet 8 g Ø 21 x H 25 mm</p> | <p>CONDENSING SYSTEM</p> <p>Air cooled Water cooled</p> | <p>INTERNAL BIN CAPACITY</p> <p>19 kg</p> | | | | | | | | | | | | | | | | |
| <p>REFRIGERANT GAS</p> <p>R134a</p> | <p>OPERATING REQUIREMENTS</p> <table border="1"> <thead> <tr> <th></th> <th>Minimum</th> <th>Maximum</th> </tr> </thead> <tbody> <tr> <td>Air temperature</td> <td>10°C</td> <td>43°C</td> </tr> <tr> <td>Water temperature</td> <td>5°C</td> <td>38°C</td> </tr> <tr> <td>Water pressure</td> <td>1 bar (14 psi)</td> <td>5 bar (70 psi)</td> </tr> <tr> <td>Electrical voltage</td> <td>-10%</td> <td>+10%</td> </tr> </tbody> </table> | | | | Minimum | Maximum | Air temperature | 10°C | 43°C | Water temperature | 5°C | 38°C | Water pressure | 1 bar (14 psi) | 5 bar (70 psi) | Electrical voltage | -10% | +10% |
| | Minimum | Maximum | | | | | | | | | | | | | | | | |
| Air temperature | 10°C | 43°C | | | | | | | | | | | | | | | | |
| Water temperature | 5°C | 38°C | | | | | | | | | | | | | | | | |
| Water pressure | 1 bar (14 psi) | 5 bar (70 psi) | | | | | | | | | | | | | | | | |
| Electrical voltage | -10% | +10% | | | | | | | | | | | | | | | | |
| <p>VOLTAGE V/Hz/ph</p> <p>230/50/1 230/60/1</p> | | | | | | | | | | | | | | | | | | |

Certifications:












IMPORTANT NOTICE:
Models and specifications are subject to change without notice. This spec sheet is meant for commercial purpose only. For technical documentation please refer to our service manuals.

Download our free App Scotsman Ice
 Apple store
 Google play
 Windows store

[DOWNLOAD](#)

www.scotsman-ice.it
www.scotsman-ice.com

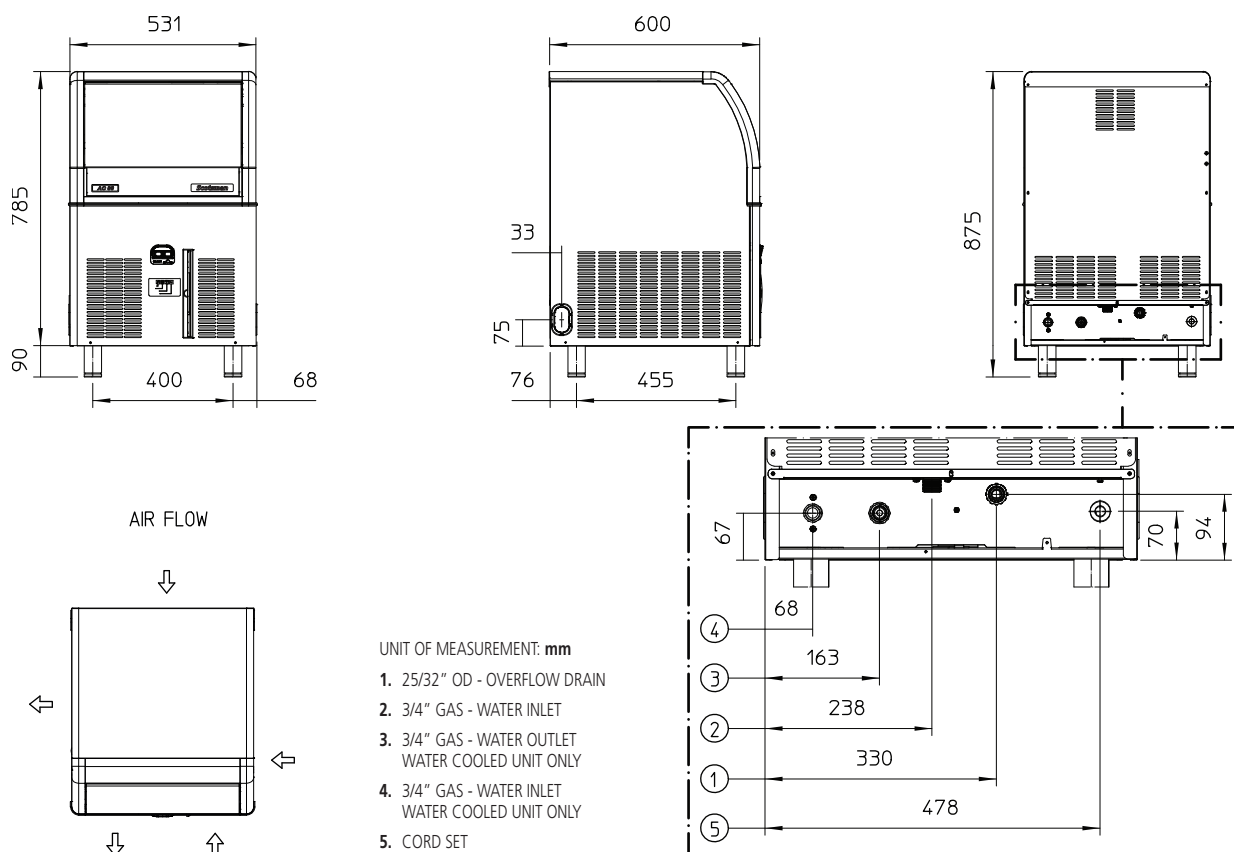
Self Contained Ice Machine - 50 Hz up to 39 kg

AC 86

Self Contained Ice Machine - 50 Hz
up to 39 kg

| |
|-----------|
| Item #: |
| Project: |
| Quantity: |

Self Contained Ice Machine - 50 Hz up to 39 kg



| UNIT DATA | | | Compressor | | Circuit wires | | Max. fuse size | | |
|--------------------|--------------------|----------|--|-----------|---------------|---------------------|----------------|------------------|---------------|
| Size (W x D x H) | 531 x 600 x 875 mm | | Version | Voltage | Btu/h | W | No. | Ømm ² | A |
| Net weight | 44 kg | | AC S 86 WS | 230/50/1 | 4777 | 1400 | 3 | 1.5 | 10 |
| SHIPPING DATA | | | AC L 86 AS | 230/50/1 | 4095 | 1200 | 3 | 1.5 | 10 |
| Carton (W x D x H) | 600 x 670 x 890 mm | | AC L 86 WS | 230/50/1 | 4095 | 1200 | 3 | 1.5 | 10 |
| Weight | 51 kg | | AC M 86 AS | 230/50/1 | 4095 | 1200 | 3 | 1.5 | 10 |
| | | | AC S 86 AS | 230/50/1 | 4095 | 1200 | 3 | 1.5 | 10 |
| | | | AC M 86 WS | 230/50/1 | 4095 | 1200 | 3 | 1.5 | 10 |
| | | | 24 h ice production kg °C Amb. / °C Water | | | Energy consumption* | | Water usage* | Instant power |
| Version | Condensation | Voltage | 10°C/10°C | 21°C/10°C | 32°C/21°C | kWh/100 kg | kWh/24h | l/h | W |
| AC S 86 WS | Water | 230/50/1 | 37 | 36 | 32 | 35.0 | 11.2 | 48.8 | 470 |
| AC L 86 AS | Air | 230/50/1 | 36 | 34 | 27 | 37.4 | 10.1 | 5.0 | 550 |
| AC L 86 WS | Water | 230/50/1 | 37 | 36 | 30 | 29.2 | 8.6 | 50.8 | 400 |
| AC M 86 AS | Air | 230/50/1 | 38 | 37 | 31 | 31.0 | 9.4 | 6.0 | 480 |
| AC S 86 AS | Air | 230/50/1 | 38 | 37 | 31 | 35.0 | 10.8 | 5.8 | 480 |
| AC M 86 WS | Water | 230/50/1 | 39 | 36 | 32 | 28.0 | 9.0 | 42.5 | 480 |

(*) Data refer to 32°C Amb. / 21°C Water temperature conditions