

# LipidFlex™

## Flexible Lipid Nanoparticle Formulation

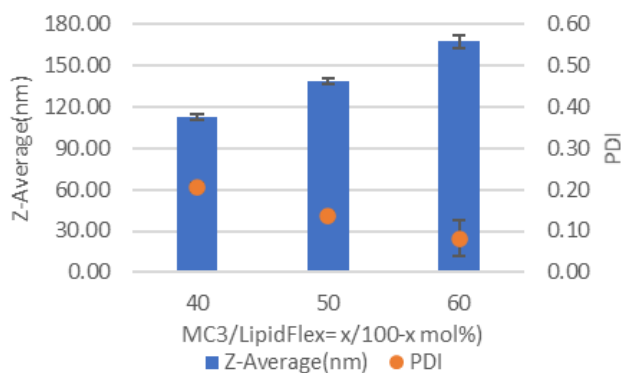
LipidFlex™ is a 3-component lipid nanoparticle formulation that compatible with various cationic/ionizable lipids for nucleic acid encapsulation and cell transfection. LipidFlex™ Pack kit includes ionizable lipid (SM102).

- Flexible cationic/ionizable lipid ratio
- Flexible with various N/P ratio
- High nucleic acid encapsulation efficiency
- High mammalian cell transfection rate

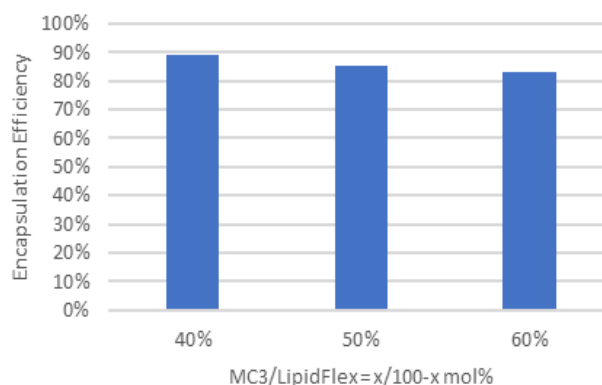


Model	LipidFlex™	LipidFlex™ Pack
Catalog #	PG-SYN-LF1ML	PG-SYN-LF1MLP
Components	Structural Lipid/ Cholesterol/Stabilizer	SM102/Structural Lipid/Cholesterol/ Stabilizer
Product size	1000 µL	1000 µL
LipidFlex Conc.	30 mM	30 mM
Ionizable lipid	NA	SM102 (20mg)

### Size & PDI

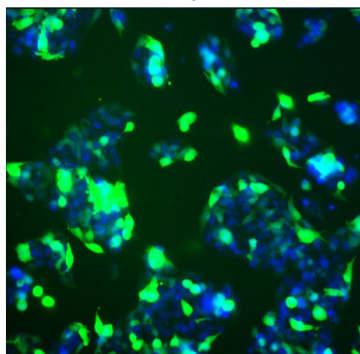


### Encapsulation Efficiency



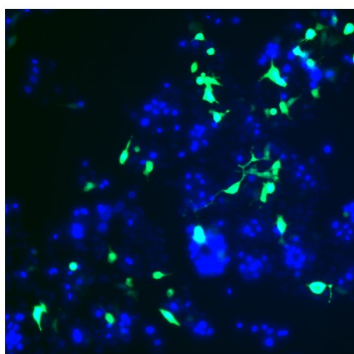
### LipidFlex™ Pack Kit Experiment: HepG2 Cell Transfection Efficiency

Sample



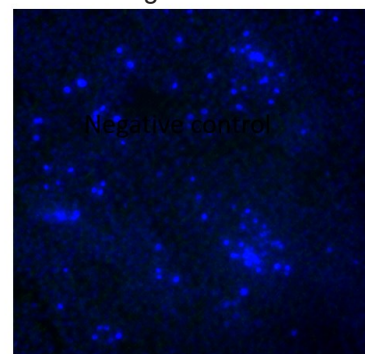
DNA LNP, PreciGenome NanoGenerator  
SM102/PG-LipidFlex = 40/60 mol%

Positive control



Lipofectamine™ 3000 (Thermo Fisher)

Negative control

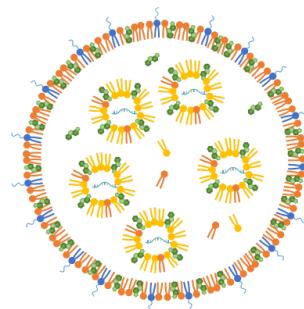


Non-treat

# LipidFlex™ T Cell Kit

## High Efficient mRNA LNP Formulation for T Cell Transfection

LipidFlex™ T cell kit is a high efficient lipid formulation to synthesize mRNA lipid nanoparticles for primary human T cell gene delivery. Using NanoGenerator™ Flex-S system and CHIP-MIX-4 cartridge, customers can prepare potent mRNA LNP in a convenient and efficient way.



- Narrow size distribution of mRNA LNP
- High transfection efficiency
- High protein expression level
- High cell viability
- Time efficient synthesis process

Component	Size	Storage
LipidFlex T Lipid mix	200 µL	-20 °C
Formulation Buffer 1 (10x)	60 µL	4 - 8 °C
Formulation Buffer 2	1 mL	4 - 8 °C

### Customer Service

- **Formulation design (Lipid NP, Liposome or PLGA)**

Customize liposomes design based on our clients' demand by varying lipid compositions, vesicle sizes, surface charges, etc.

- **Payload encapsulation**

Customize protocols to encapsulate drug molecules into lipid nanoparticle or PLGA with high encapsulation efficiency.

- **Cell study**

Cell in vitro transfection service.

- **Analysis and characterization**

Run comprehensive analysis assays for liposomes before and after encapsulation, which includes visual appearance, size distribution, stability, entrapment efficiency, encapsulation efficiency analysis, in vitro release profile analysis, release rate, etc.

000 «Диаэм»

Москва

ул. Магаданская, д. 7, к. 3 ■ тел./факс: (495) 745-0508 ■ sales@dia-m.ru

www.dia-m.ru

С.-Петербург  
+7 (812) 372-6040  
spb@dia-m.ru

Новосибирск  
+7 (383) 328-0048  
nsk@dia-m.ru

Воронеж  
+7 (473) 232-4412  
vrn@dia-m.ru

Йошкар-Ола  
+7 (927) 880-3676  
nba@dia-m.ru

Красноярск  
+7 (923) 303-0152  
krsk@dia-m.ru

Казань  
+7 (843) 210-2080  
kazan@dia-m.ru

Ростов-на-Дону  
+7 (863) 303-5500  
rnd@dia-m.ru

Екатеринбург  
+7 (912) 658-7606  
ekb@dia-m.ru

Кемерово  
+7 (923) 158-6753  
kemerovo@dia-m.ru

Армения  
+7 (094) 01-0173  
armenia@dia-m.ru

